



# KEMASOL MICRO

Microemulsion for setting capillary moisture barriers

- ▶ Solvent free concentrate
- ▶ Injection with or without added pressure
- ▶ Suitable for walls with high % of capillary moisture
- ▶ Concentrate, which is diluted with pot water on the day of application in ratio 1:14
- ▶ Bores can be filled up immediately after application



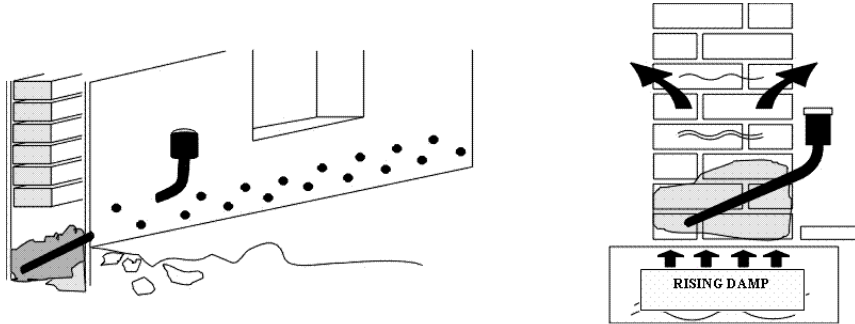
**PRODUCT DESCRIPTION** Silicone emulsion for capillary moisture barriers in brick, stone and mixed material walls, carried out by drilling and impregnating the wall along the entire cross-section.

- PRODUCT PROPERTIES**
- Solvent free concentrate
  - Injection with or without added pressure
  - Suitable for walls with high % of capillary moisture
  - Concentrate, which is diluted with pot water on the day of application in ratio 1:14
  - Bores can be filled up immediately after application

## PRODUCT DATA

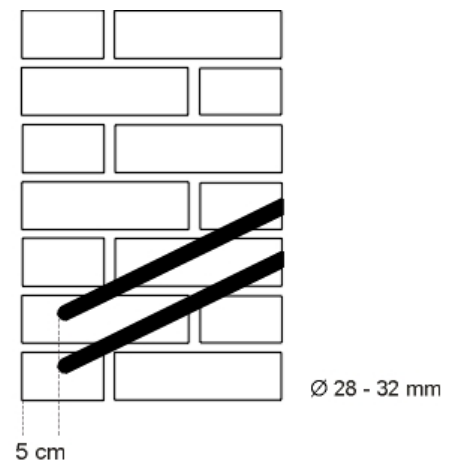
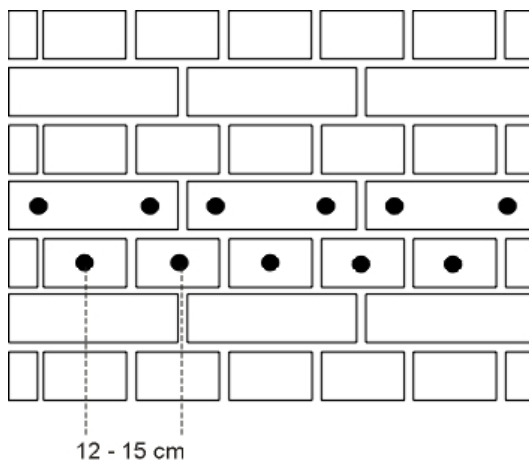
<b>BASIC INFORMATION</b>	<b>Appearance</b>	Yellowish liquid
	<b>Packing</b>	1 kg in plastic can / 8 kg (8x1 kg) in cardboard box / 576 kg (72x8 kg) on pallet 5 kg in plastic can / 240 kg (48x 5 kg) on pallet
	<b>Storage and expiration date</b>	12 months from the day of manufacture when stored properly in dry place and in the original, sealed and undamaged packaging. Manufacture date is stamped on the packaging.
<b>TECHNICAL DATA</b>	<b>Type of product</b>	Solvent-free silicon emulsion
	<b>Density</b>	0,95-0,97 g/cm <sup>3</sup>
	<b>Solubility in water</b>	yes

Impregnation of wall with hydrofobic silicon emulsion KEMASOL MICRO



## INSTRUCTIONS FOR USE

Drilling in a brickwork



**CONSUMPTION** approximately 1,33 l of concentrate (approx. 20 l aqueous solution) per m<sup>2</sup> of wall cross-section

Consumption of KEMASOL MICRO depends on porosity, dampness and thickness of the wall.

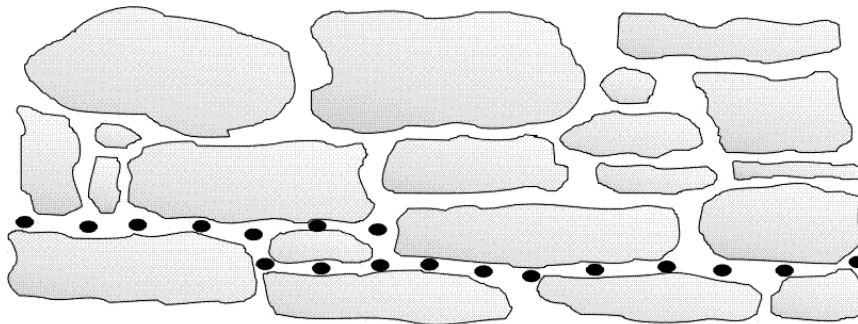
**INSTALLATION** Internal plastering affected by hygroscopic salts is removed from the area to be treated minimal to a level of the rising damp.

In brickwork, 28-32 mm holes are drilled to predetermined depths along the selected course. Two holes are drilled in each stretcher and one in each header, to an average spacing of approximately 120 mm and a maximum spacing of 150 mm. Drilling should be carried out in an angle of 30°-40°. The drilling depth has to be regulated in a way, that the drilling ends 5-7 cm before outer surface. Walls thicker than 50 cm are injected from both sides.

Dust is blown out from boreholes. Bottles with tubes are inserted into the drilled holes and KEMASOL MICRO solution is poured in until complete saturation is achieved and the fluid stops running. KEMASOL MICRO solution is poured in to the boreholes, maximum one day. After that, boreholes are filled with HIDROSTOP PENETRAT or HIDROSTOP.

The treated walls are left for a period of a few months to allow initial drying out. By application of HYDROMENT drying mortar under a level of the rising damp no additional waiting is required due to its watervapour permeability and water repellency.

Drilling in a wall made of stone



Injection with pressure is recommended if consist of damp is very high. Insert the packers into the drilled hole and inject KEMASOL MICRO solution with pressure 2-5 bar. Voids into inhomogeneous cracks and walls cracks previously fill with cement suspension.

**CLEANING OF TOOL** Clean tools immediately after the use before adhesive hardens. Hardened material on tools can only be removed mechanically.

## LIMITATIONS

**BASE TEMPERATURE** +5°C min./ +30°C max.

**AIR TEMPERATURE** +5°C min./ +30°C max.

**MATERIAL TEMPERATURE** +5°C min./ +30°C max.

**Recommendation:** Remains of unhardened/unset material had to be removed in accordance with the legislation.

**Data source:** All technical data in this technical sheet were given on the basis of laboratory research. Actually measured data may deviate depending on circumstances during the use on which we cannot influence.

**Local restrictions:** We emphasise that due to specific local regulations reaction of the installed product may be different from country to country. Therefore for the exact description of the use demand the technical sheet for that country.

## SAFETY DATA

More data on storage, handling and use of mix are available in the safety sheet, which contains safety, toxicological and ecological data, and also pay attention to the warnings on the original packaging.

## LEGAL BASE

Information and special recommendations related to consumption and final use of Kema's products were provided in a belief which is based on our knowledge and experience with the products, if they are properly stored, if they are properly handled, and if they are used in normal conditions. In practice, differences between materials, surfaces and actual conditions on building sites are such that from this information or any written recommendations or from any other given advice, we cannot guarantee marketability or adequacy for a particular purpose and we cannot take any responsibility arising from any legal relationship. Ownership rights have to be respected. All orders are subordinate to our current sales and supply conditions. Users should always review the most recent issue of the technical sheet for the product in question, a copy of which is supplied on demand.